

## International Model Portfolio Service

January 2025



### Monthly investment update

December concluded a politically turbulent year marked by significant global shifts. European instability intensified and martial law was declared in South Korea, spurring protests. These events underscored a global appetite for change, setting a transformative tone for 2025.

Equity markets faced volatility in December; the S&P 500 dipped but still closed 2024 with a 25% gain. Technology stocks continued to dominate, with the Magnificent 7 surging, while interest rate-sensitive sectors struggled as bond yields climbed. European markets were mixed; French equities benefitted from Chinese stimulus which boosted luxury goods, while the FTSE 100 and EuroStoxx 600 underperformed.

The US Federal Reserve cut rates for a third time in 2024 but signalled a slower pace ahead amid Trump's deregulatory agenda as he returns to power. The Bank of England held rates steady at 4.75%, balancing inflation concerns and a softening economy. Meanwhile, the ECB is preparing continued rate cuts as Germany grapples with recessionary pressures. Amid these challenges, the focus remains on resilient businesses and long-term strategies to navigate global instability effectively.

### Portfolio information

Launch date	01 April 2020
Minimum cash holding	2%
Annual management charge	0.25%
Ongoing charge figure	0.62%

There will be an additional 0.25%pa charge (no VAT) if LGT Wealth Management are asked to act as custodian and a third party platform is not used.

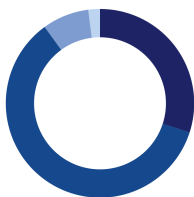
### Contact information

Adviser Solutions  
Phone +44 (0)20 3207 8412  
advisersolutions@lgt.com

### Strategy description

This portfolio looks to achieve capital growth in excess of inflation, whilst supporting inclusive economic development by investing in more environmentally and socially sustainable business practices. The portfolio will look to do this by investing in a diversified range of funds, which allocate capital to sustainable themes, such as healthcare and social housing, financial inclusion and education, the circular economy and renewable energy. The portfolio is diversified across a range of asset classes with a medium allocation to funds investing in equities (expected to be no greater than 70%) and other risk assets.

### Asset allocation

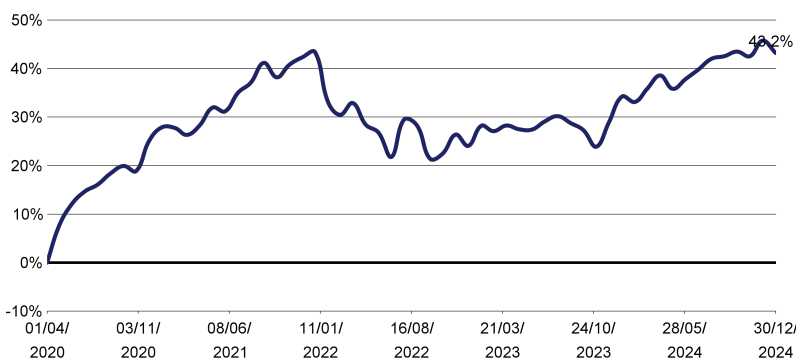


Fixed interest	30%
Equities	60%
Alternatives	8%
Cash	2%

### Top 10 holdings

Alliance Bernstein Sustainable US Thematic	9.1%
Vontobel Sustainable Short Term Bond	8.0%
Sparinvest Ethical Global Value	6.3%
Schroder Global Sustainable Value	6.2%
Lazard Global Sustainable Equity	6.2%
Janus Henderson Horizon Global Sustainable	6.2%
Morgan Stanley Global Sustain	6.2%
#N/A	6.1%
Trojan Ethical	6.0%
Brown Advisory Global Sustainable Total	5.0%

### Performance since inception



### Performance

<b>1 month</b>	-0.66%
<b>3 month</b>	0.35%
<b>6 month</b>	4.79%
<b>1 year</b>	14.79%
	<b>Realised (April 2020 - end Dec 2024)</b>
<b>Volatility</b>	8.59%
<b>Return (Ann)</b>	8.36%

Source: Morningstar. Net of underlying fund costs, gross of all other charges.

## United Nations Sustainable Development Goals (UN SDGs)



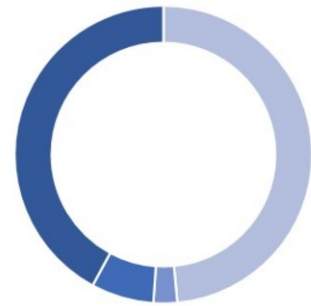
### Our sustainable investment pillars



## Portfolio pillar mapping

As part of the LGT Wealth Management Sustainable Portfolio Service, we have developed four sustainable investment pillars. These pillars encompass investment themes and the related UN SDGs, which they aim to support. Two of the pillars target social themes and two target environmental themes. This allows the translation of a framework based on a global, wide-reaching social and environmental change into an investable universe of ideas.

In order to better understand the thematic exposure of the portfolios, we have aligned the underlying funds to our sustainable pillars.



### Key

Healthcare and societal wellbeing	58%
Financial inclusion and education	3%
Circular economy and resources	8%
Climate and Environmental action	31%

## Glossary

### Return

This is the annualised equivalent return of your investments.

### Volatility

Volatility is measured by standard deviation. This is a measure of variability of performance around the mean.



### Important information

This publication is marketing material. It is for information purposes only. This factsheet is for the sole use of the recipient to whom it has been directly delivered by their Financial Adviser and should not be reproduced, copied or made available to others. The information presented herein is for illustrative purposes only and does not provide sufficient information on which to make an informed investment decision. This document is not intended and should not be construed as an offer, solicitation or recommendation to buy or sell any specific investments or participate in any investment (or other) strategy. It is recommended that potential investors should seek advice concerning the suitability of any investment from their Financial Adviser. Potential investors should be aware that past performance is not an indication of future performance and the value of investments and the income derived from them may fluctuate and they may not receive back the amount they originally invested. The tax treatment of investments depends on each investor's individual circumstances and is subject to changes in tax legislation. The performance of actual portfolios linked to this Model Portfolio may differ from the performance of the Model Portfolio shown herein due to certain funds contained in the Model Portfolios not being made available for investment into actual portfolios by some Investment platforms, the variation in timing of the initial investment or rebalancing differences resulting from minimum transaction size limits on the Investment platform. Fluctuations in the rates of exchange between currencies may cause the value of the investment to decrease or increase. The information in this factsheet is for private circulation only and though it is believed to be correct it cannot be guaranteed. No representation or warranty (express or otherwise) is given as to the accuracy or completeness of the information contained in this factsheet and LGT Wealth Management UK LLP and LGT Wealth Management Jersey Limited ("LGT Wealth Management") and its directors and employees accept no liability for the consequences of your acting upon the information contained herein.

LGT Wealth Management UK LLP is a Limited Liability Partnership registered in England and Wales. Registration number OC329392. LGT Wealth Management is authorised and regulated by the Financial Conduct Authority and is a member of the London Stock Exchange.

LGT Wealth Management Jersey Limited is incorporated in Jersey and is regulated by the Jersey Financial Services Commission in the conduct of Investment Business and Funds Service Business: 102243. Registered office: Sir Walter Raleigh House, 48-50 Esplanade, St Helier, Jersey JE2 3QB.