



International Model Portfolio Service

December 2024



Monthly investment update

In November, the US presidential election ended with Donald Trump securing a decisive victory, claiming key swing states early. The Republican Party gained control of Congress, paving the way for Trump's agenda, including tariffs, deregulation, corporate tax cuts, and immigration restrictions.

Whilst Trump's cabinet appointments raised eyebrows, reflecting unconventional policy approaches, markets reacted positively. US equities and the dollar rallied post-election, driven by optimism around Trump's pro-growth policies and strong corporate earnings. The Russell 2000 rose 11% in November, while the S&P 500 gained nearly 6%, led by healthcare, IT, and communication services. However, commodities, like copper and oil, fell on global growth concerns.

November was a good month for equities, especially as we saw broader participation from stocks across sectors and not just the Magnificent 7. Going forward, fiscal policies globally will continue to play an important role in shaping market trades. As always, we continue to monitor geopolitical risks when constructing portfolios, with a focus on quality companies able to withstand political turbulence.

Portfolio information

Launch date	01 April 2020
Minimum cash holding	2%
Annual management charge	0.25%
Ongoing charge figure	0.66%

There will be an additional 0.25%pa charge (no VAT) if LGT Wealth Management are asked to act as custodian and a third party platform is not used.

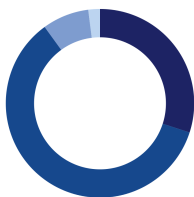
Contact information

Adviser Solutions  
Phone +44 (0)20 3207 8412  
advisersolutions@lgt.com

Strategy description

This portfolio looks to achieve capital growth in excess of inflation, whilst supporting inclusive economic development by investing in more environmentally and socially sustainable business practices. The portfolio will look to do this by investing in a diversified range of funds, which allocate capital to sustainable themes, such as healthcare and social housing, financial inclusion and education, the circular economy and renewable energy. The portfolio is diversified across a range of asset classes with a medium allocation to funds investing in equities (expected to be no greater than 70%) and other risk assets.

Asset allocation

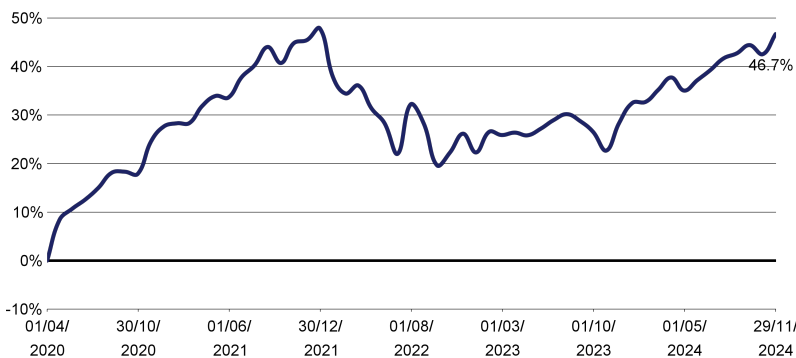


Fixed interest	30%
Equities	60%
Alternatives	8%
Cash	2%

Top 10 holdings

Vontobel Sustainable Short Term Bond	8.4%
Trojan Ethical	7.5%
Alliance Bernstein Sustainable US Thematic	7.4%
Sparinvest Ethical Global Value	6.0%
Schroder Global Sustainable Value	5.9%
Morgan Stanley Global Sustain	5.8%
Stewart Investors Worldwide Sustainability	5.8%
Lazard Global Sustainable Equity	5.7%
Janus Henderson Horizon Global Sustainable	5.7%
Brown Advisory Global Sustainable Total	5.4%

Performance since inception



Performance

1 month	2.89%
3 month	2.74%
6 month	6.64%
1 year	14.24%
<b>Realised (April 2020 - end Nov 2024)</b>	
Volatility	9.01%
Return (Ann)	8.52%

Source: Morningstar. Net of underlying fund costs, gross of all other charges.

## United Nations Sustainable Development Goals (UN SDGs)



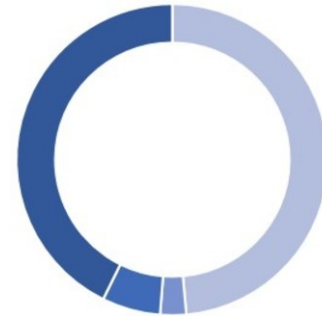
### Our sustainable investment pillars



## Portfolio pillar mapping

As part of the LGT Wealth Management Sustainable Portfolio Service, we have developed four sustainable investment pillars. These pillars encompass investment themes and the related UN SDGs, which they aim to support. Two of the pillars target social themes and two target environmental themes. This allows the translation of a framework based on a global, wide-reaching social and environmental change into an investable universe of ideas.

In order to better understand the thematic exposure of the portfolios, we have aligned the underlying funds to our sustainable pillars.



### Key

Healthcare and societal wellbeing	60%
Financial inclusion and education	3%
Circular economy and resources	10%
Climate and Environmental action	27%

## Glossary

### Return

This is the annualised equivalent return of your investments.

### Volatility

Volatility is measured by standard deviation. This is a measure of variability of performance around the mean.



### Important information

This publication is marketing material. It is for information purposes only. This factsheet is for the sole use of the recipient to whom it has been directly delivered by their Financial Adviser and should not be reproduced, copied or made available to others. The information presented herein is for illustrative purposes only and does not provide sufficient information on which to make an informed investment decision. This document is not intended and should not be construed as an offer, solicitation or recommendation to buy or sell any specific investments or participate in any investment (or other) strategy. It is recommended that potential investors should seek advice concerning the suitability of any investment from their Financial Adviser. Potential investors should be aware that past performance is not an indication of future performance and the value of investments and the income derived from them may fluctuate and they may not receive back the amount they originally invested. The tax treatment of investments depends on each investor's individual circumstances and is subject to changes in tax legislation. The performance of actual portfolios linked to this Model Portfolio may differ from the performance of the Model Portfolio shown herein due to certain funds contained in the Model Portfolios not being made available for investment into actual portfolios by some Investment platforms, the variation in timing of the initial investment or rebalancing differences resulting from minimum transaction size limits on the Investment platform. Fluctuations in the rates of exchange between currencies may cause the value of the investment to decrease or increase. The information in this factsheet is for private circulation only and though it is believed to be correct it cannot be guaranteed. No representation or warranty (express or otherwise) is given as to the accuracy or completeness of the information contained in this factsheet and LGT Wealth Management UK LLP and LGT Wealth Management Jersey Limited ("LGT Wealth Management") and its directors and employees accept no liability for the consequences of your acting upon the information contained herein.

LGT Wealth Management UK LLP is a Limited Liability Partnership registered in England and Wales. Registration number OC329392. LGT Wealth Management is authorised and regulated by the Financial Conduct Authority and is a member of the London Stock Exchange.

LGT Wealth Management Jersey Limited is incorporated in Jersey and is regulated by the Jersey Financial Services Commission in the conduct of Investment Business and Funds Service Business: 102243. Registered office: Sir Walter Raleigh House, 48-50 Esplanade, St Helier, Jersey JE2 3QB.